

○ MUSIC city COUNSELOR

Thank you for
your purchase!



I so appreciate when you take the time to leave feedback on your purchases on my TpT store! It helps my small business grow and earns you credits towards future purchases!

★★★★★ Extremely satisfied

let's connect!



For helpful ideas and free resources, please check out my website!

○

www.musiccitycounselor.com

ASCA Mindsets & Behaviors:

Category 1: Mindset Standards

M3: Sense of belonging in the school environment.

Category 2: Behavior Standards

B-SS 2: Create positive and supportive relationships with other students.

Directions:

This lesson typically takes approximately 45 minutes to teach.

Recommended Sequence:

1. Please read the story, "The Invisible Boy" by Trudy Ludwig aloud.
2. Please review the PowerPoint presentation.
3. Please review the instructional posters.
4. Please use the discussion cards with students.
5. Please complete a coloring page or worksheet.

POSTERS:

3 posters are included in full color and black/white that are great for instruction and to display in your space.

DISCUSSION CARDS:

These 8 discussion cards are perfect for any age students because they do not require reading. Please print them back/front with "How can you include Brian?" on the front and the image on the back, then cut them out. If you don't have access to double-sided printing, no worries, just print the image and don't worry about the question side. There are many ways you could use these cards – in whole group on a projector, in small groups of students, etc. I preferred to assign my students to groups of 3-4, give them all 8 cards, and ask them to describe what was happening in the picture, how they think Brian was feeling, and how the other student(s) in the picture could include Brian.

Directions:

MINI COLORING BOOK:

This mini coloring book is printed as a half-sheet size to save paper. Please print all of the pages back/front for students, cut the book down the middle, and staple it in the corner. Students can use markers or crayons to decorate their books.

WORKSHEET & COLORING PAGES


For the worksheet, please ask students to write about a time when they included others on the lines and draw a picture to go with it in the box. 3 additional coloring pages are included, too!

Questions or suggestions? Please contact me at
laura@musiccitycounselor.com. ☺

PS I so appreciate when you please leave a review on my resources on my TpT store. It earns you credits towards future purchases, helps other educators find quality resources, and helps my small business grow!

Posters

We INCLUDE others when we...



Ask them to
play.



Ask them to eat
with us.




Ask them to sit
with us.



Ask them to join
our group.





Ask them to
work with us.



Ask them to be
our friend.

INCLUSION Matters!



INCLUSION Matters!



We INCLUDE others when we...



Ask them to
play.



Ask them to eat
with us.




Ask them to sit
with us.



Ask them to join
our group.



Ask them to
work with us.



Ask them to be
our friend.


INCLUSION Matters!




INCLUSION Matters!




Discussion Cards




How can you
INCLUDE
Brian?





How can you
INCLUDE
Brian?




How can you
INCLUDE
Brian?




How can you
INCLUDE
Brian?







How can you
INCLUDE
Brian?





How can you
INCLUDE
Brian?



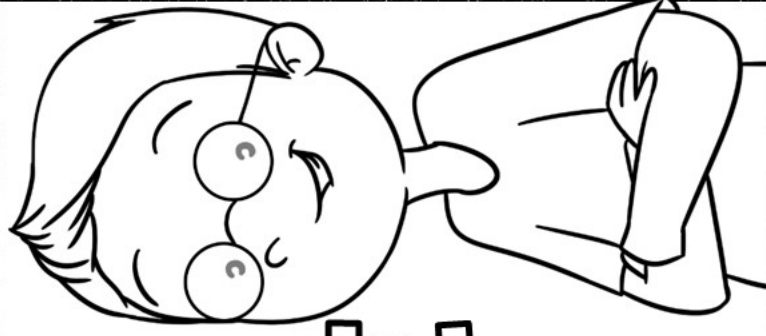
How can you
INCLUDE
Brian?



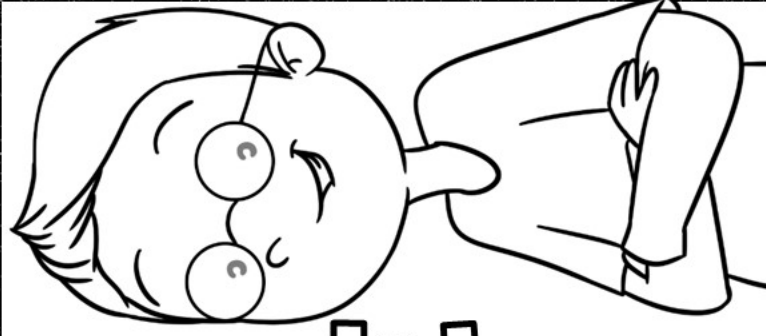
How can you
INCLUDE
Brian?



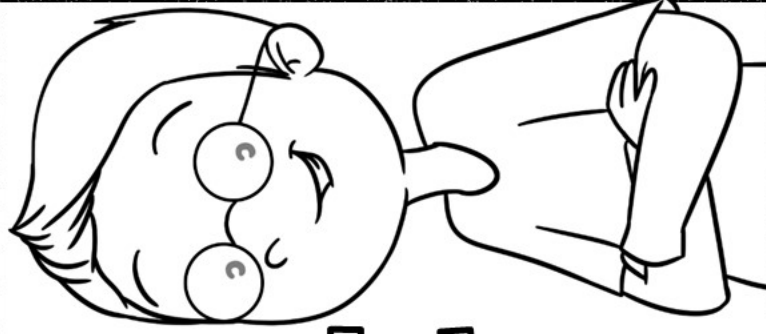
How can you
INCLUDE
Brian?



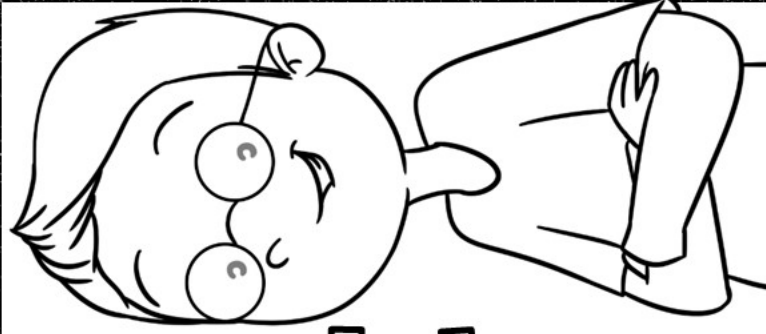
How can you
INCLUDE
Brian?

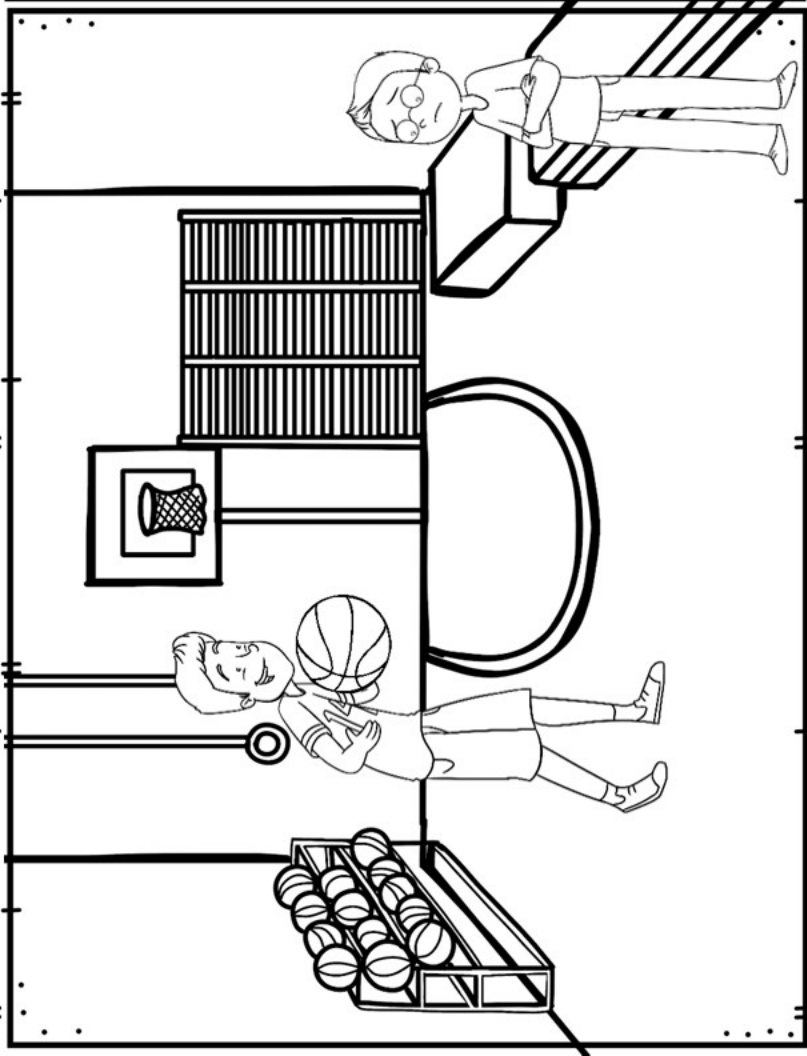





How can you
INCLUDE
Brian?

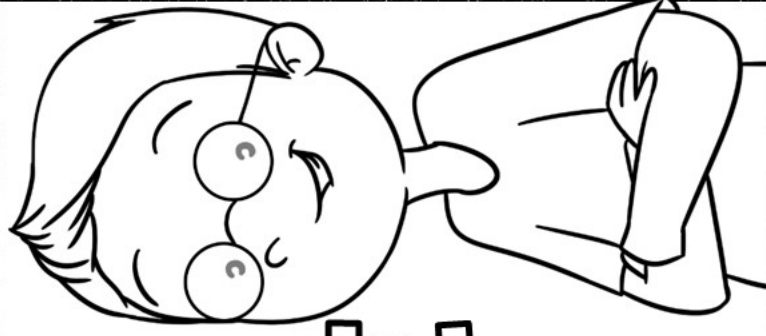


How can you
INCLUDE
Brian?

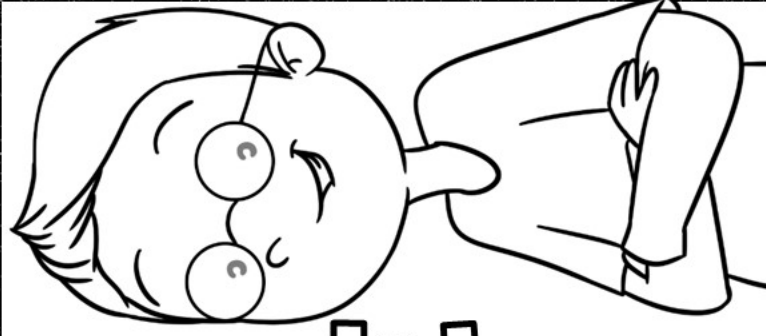




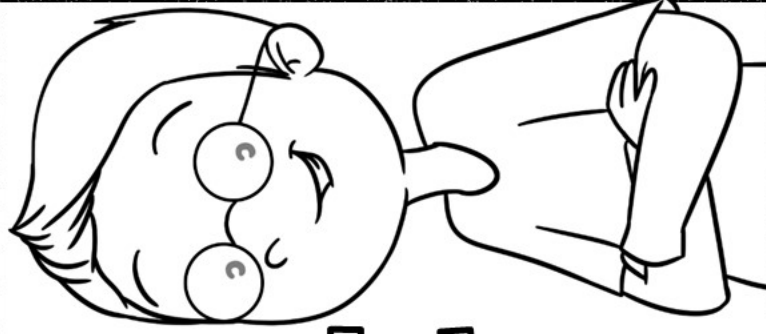
How can you
INCLUDE
Brian?



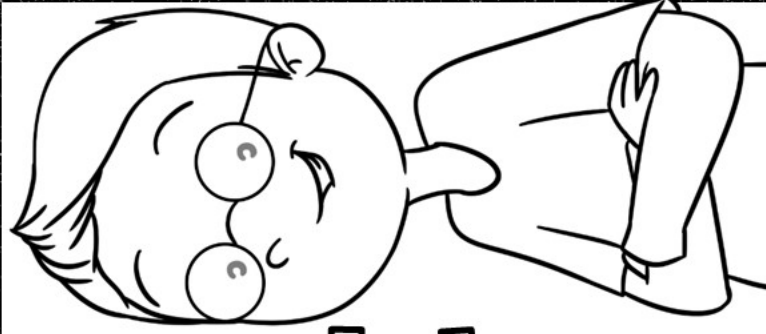
How can you
INCLUDE
Brian?






How can you
INCLUDE
Brian?




How can you
INCLUDE
Brian?






Mini Coloring Book



I can
INCLUDE
others!

Name _____



I can
INCLUDE
others!

Name _____

**To include others, we can say,
"Hey, want to play?"**



**To include others, we can say,
"Hey, want to play?"**



**To include others, we can say,
"Hey, want to sit with us?"**

Hey Brian, want
to sit with me?



**To include others, we can say,
"Hey, want to sit with us?"**

Hey Brian, want
to sit with me?



**To include others, we can say,
"Hey, want to eat with us?"**



**To include others, we can say,
"Hey, want to eat with us?"**





When we
INCLUDE others,
we are a **HERO!**




When we
INCLUDE others,
we are a **HERO!**

Coloring Pages & Worksheets

Name: _____

I can **INCLUDE** others!



Name: _____

I can **INCLUDE** others!



Name: _____


I can **INCLUDE** others!



Name: _____

I can INCLUDE others!

I included others when I...



TERMS OF USE:

YOU MAY...

- Make copies for the purchaser's classroom AND share copies with other educators within your school building
- Reference (without distribution) this product in blog posts, seminars, professional development workshops, or other such venues provided there is both credit given to myself as the author and a link back to my TpT store included in the post/presentation

YOU MAY NOT...

- Claim the work as your own, alter the files in any way, or remove/attempt to remove the copyright
- Share this product with educators outside of your school building
- Repackage, sell, or giveaway this product to others
- Offer to share this product anywhere on the internet as a download or copy



Please contact me any time at laura@musiccitycounselor.com with questions, suggestions, resource requests, or comments! I'd love to hear from you!

This resource was made possible by:

